

Touring aa-nia.org

This document shows how aa-nia.org works on a small smartphone screen. Except for a much more functional Events calendar, the content is identical to the former website.



The Main Screen

Here are the most frequently used items: introductory information about AA, meeting list pages, the Events calendar, a link to the Answering Service page and contact pages for the Area 20 and districts

Scroll down to see the **Tools and Resources**.

Questions or concerns? [Contact the webmaster](#)

Search

Tools and Resources

- ◇ "Concepts" Newsletter
- ◇ Grapevine and La Viña
- ◇ Submit an event flyer
- ◇ Forms for Group Use
- ◇ The Birthday Plan
- ◇ Forms for NIA Use
- ◇ NIA Agendas
- ◇ NIA Reports and Minutes
- ◇ NIA 2016 Calendar
- ◇ NIA 2017 Calendar
- ◇ NIA Guidelines



Tools and Resources

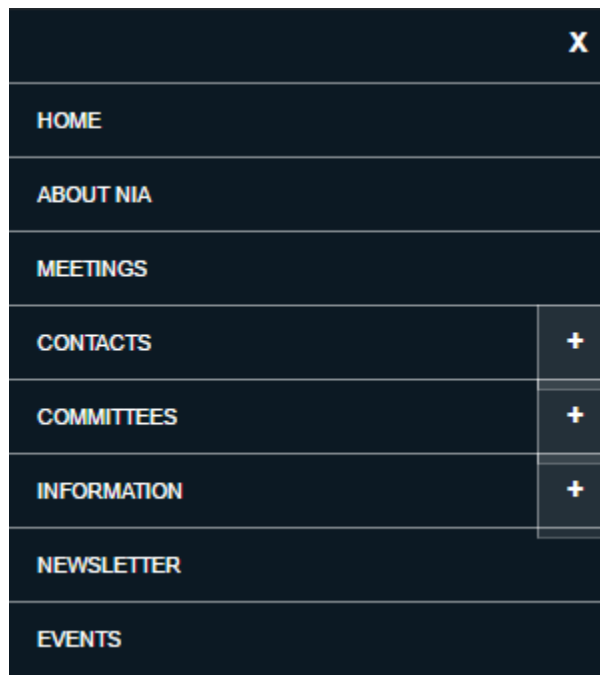
This section contains the tools most frequently used by area trusted servants and by many at the district level.

The menus

The menu system may not be visible on a small phone screen but can be accessed by picking the three white bars in the upper black bar.



Clicking the three bars expands the menu



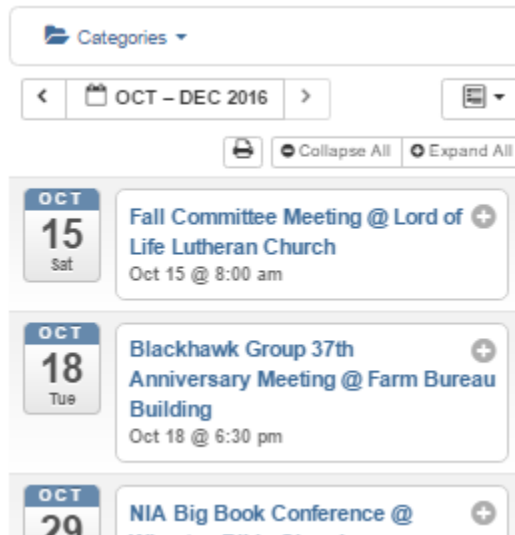
The menus are basically identical to the pulldown menus on the former website. Clicking a "+" button brings up a submenu.

Returning to the Home page

On any page, scroll to the top and click on the website name to return to the home page.

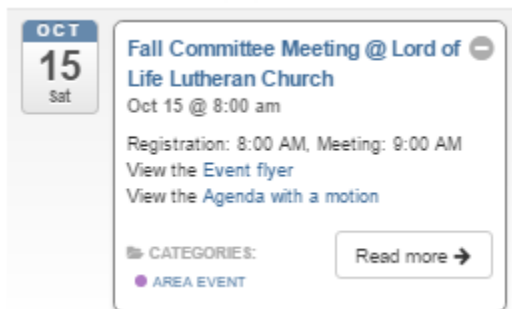


The Events Calendar



Events are shown in segments of a few months. Click on < or > to move forward or backward. Events will not be listed until they are reported to the website administrator.

Click on a "+" button to expand the event. Click on "Read more" to see if there is even more information available.



Click on a **category** to sort for area, district or group events.



You can change from the **Agenda** view to a day month or week page layout, but that may not be very helpful on a phone screen.

